



REVOLUTION HALL VENUE & TECH INFO

Venue Office Address / Shipping Address:

1300 SE Stark St, Suite 203 | Portland, OR 97214

<https://www.revolutionhall.com/>

VENUE CONTACTS

Al Parker, Production Director

ph: (847) 380-0551 | e: al@truewestpresents.com

Em Darnell, Production Manager

ph: (317) 448-6118 | e: em@truewestpresents.com

LOAD-IN / PARKING / VENUE ACCESS

Parking varies depending on your vehicle. Tour buses, bandwagons, etc. will park along the curb at 531 SE 14th Ave, Portland, OR 97214 adjacent to fast fold signs with "no parking" city permits posted for your arrival. Vans & personal-sized vehicles will park in the small lot accessed off 14th Ave labeled "guest parking". Parking is limited, so please advance your parking needs accurately. From your vehicle, gear pushes into a door off the guest lot through two hallways to an elevator, then through another hallway directly to stage right. Several gear carts are available for loading. See map on page 6 for more parking info. The building is locked at all doors. For easiest access in and out of the building please use the door nearest the marquee on Stark and 14th. You will need to contact someone on site to let you in.

DRESSING ROOMS

Dressing rooms are located on the stage level, behind the stage, off upstage left. One dressing room is furnished with a couch and table seating as well as a full-sized fridge and 1 restroom with a shower. Extra conference rooms are available upon request, furnished with tables & chairs. No laundry on site.

WIFI

Backstage Network Name: RH-Prod-2.4 / Password: cookiecookie

Merchandise Lobby Network Name: RevHallStaff / Password: Ilostmyharmonica

Auditorium Network Name: RevHallGuest / Password: musicburger

MERCHANDISE

The merch area is located in the lobby and is equipped with rolling tables, clip lights, and power. *If you need to ship merchandise to the venue*, please let us know in advance and use the following address: Revolution Hall, Your Event Name, 1300 SE Stark St, Suite 203, Portland, OR 97214. Merch sellers can be provided for a fee of \$150 plus tips, paid by artist or licensee on the night of show. Merchandise sales are subject to a venue split percentage, pending contract & advance. If you need to ship any merchandise following your event, we request shipping labels prior to your departure.

RESTAURANTS

We have a delicious in-house restaurant, Show Bar, and The Roof Deck (open seasonally) as well as many other tasty options within walking distance to the venue. A full list of nearby amenities are on page 5.

BACKLINE

Aside from guitar stands, keyboard stands, rugs, etc., we do not have any backline available in-house. Local backline rentals can be arranged through SIR Portland, per advance.

RISERS

We have 4, 4'x8' decks that can be set at 1' or 2' height.

Decks can lock together and do not have rolling casters. Risers include skirting and a 2' stair unit.



ON STAGE

Revolution Hall's stage is a fixed stage with solid wood flooring and a proscenium opening.

STAGE DIMENSIONS: 33' wide by 22' deep, with small additional triangular shaped wings that taper toward the upstage wall.

PROSCENIUM DIMENSIONS: 38' wide by 21' tall.



SOFT GOODS

(1) x Full traveler curtain at the proscenium opening on a motor (fixed position & curtain speed).

(1) x Full upstage curtain (dead hung / fixed)

(1) x Set of legs (dead hung / fixed) mid-stage left & right

(1) x Upstage pipe hung with rope & shivs for guest backdrops / scrims.

* Maximum weight capacity is 75lbs.

POWER

(3) x 100amp 3phase cam lok services are located onstage, 1 dedicated for house audio (Stage left), 1 dedicated for house lighting rig (Stage right), and 1 available for guest power (Stage right). Guest power service is standard cam lok tie in, with ground and neutrals reversed. House turnarounds for ground and neutral available.

RIGGING

On-stage lighting is hung on 32' of 12 inch box truss with 2 motors each.

PA system is flown with motors with 1 motor/point per side.

FOH lighting truss is hung on 38' of 12 inch HD spigoted box truss with two motors.

Motor control is located downstage right.

Both screens (downstage and upstage) are on motors.

Any additional rigging needed beyond the venue installed systems must be thoroughly advanced.

HOUSE

We now have a removable seating system that will be setup or removed depending on the billing of the show. This cannot be changed without 48 hours advance notice, approved by the venue.

ELEVATOR

The primary (and largest) elevator is 75" wide by 65" deep, with a 42" opening.

INTERNET

Direct to modem non-firewall, point-to-point CAT6 unmanaged port plugins avail at stage right, rear stage left, FOH, and aux positions back of auditorium. Speed conditions may vary: download upper limit: 1 GBS, upload upper limit 200 MBS



REVOLUTION HALL AUDIO SPECIFICATIONS

FRONT OF HOUSE CONSOLE: MIDAS PRO 6 - 56 Channel Digital Mixer

48 - Inputs via (2) DL431 Input Splitters (Stage left)

48 - Transformer isolated split outs for use with any monitor console

8 - mic/line XLR Inputs, 8 analog XLR outputs, and 8 AES/3 I/O (Front of House)

1 - DL451 I/O w/ 8 XLR analog out, 8 AES3 I/O (Stage left)

1 - DL451 I/O w/ 16 XLR analog out (Stage left)

FOH Mix Position is a 6'x6' area just off center of the main floor out from under the balcony.

Alternate Mix Position is a 8'x6' area under the balcony in the back of the room, house right.

Please Note: Monitors are mixed regularly from FOH with an ipad available to assist.

A Midas Pro2C is available for a rental fee of \$180. A monitor engineer can be provided pending the budget and show advance, and requires at least 48 hrs notice.

MAIN SPEAKERS & AMPLIFIERS

(8) Meyer JM1-P Powered Mains (4 per side)

(4) UPJ-1P powered fill speakers (2 per side)

(2) VUE Audiotechnik AS-418 Subwoofers (1 per side)

(3) UP4xp Under-balcony fill speakers

(1) Meyer Galileo 408 system processor

(2) Powersoft Digam K3 Amps

MONITOR SPEAKERS

(10) Fulcrum Acoustics FA15 wedges

(2) Fulcrum Acoustics FA12 Wedges

(1) Fulcrum Acoustics FA15AC Wedge for Drum Box

(1) Fulcrum Acoustics TS215AC Dual 15" Subwoofer for Drum Box

(3) Ashly 8004 npx amps

HOUSE SNAKE SYSTEM

48 inputs on stage via Dual 431 Input Splitters

Separate head amps and gain available using any compatible Midas Console

48 Transformer isolated split outs from 431's for use with any monitor console

2 x DL451 Output Boxes on stage

16 Channel XLR return snake from FOH to stage left

(4) CAT5E with Ethercon RJ45 Connectors from Stage to FOH (2 are guest lines)

Sub Snakes: (4) 12 ch sub snakes, 2 x 40' and 2 x 20'; (2) 30' 24ch XLR snakes;

(1) 10' 8ch XLR snake

HOUSE MICROPHONES AND DI'S

Shure: (9) SM58, (7) Beta 58, (8) SM57, (2) SM81, (1) Beta 52, (1) Beta 91, (1) SM58 w/ Switch

Sennheiser: (2) MD421, (4) e904, (4) e914

Rev Hall does not currently have any wireless in-house.

DIs: (5) Radial JDI - Passive DI, (2) Radial J48 - Active DI, (1) Radial ProAV2 DI

Misc: Mic Stands, XLR cabling, AC stage power



REVOLUTION HALL LIGHTING EQUIPMENT LIST

CONTROL

GrandMA2 Light

House lighting control position is located in the balcony booth, in the center of the house. If the show is not seated, we will move the lighting console onto the floor next to FOH audio, barricaded using bike rack. House lights can be controlled at the lighting desk or by an on stage panel.

DATA

(1) Guest CAT5E and (1) Guest CAT6 lines from lighting booth to stage right

(2) SDI lines from lighting booth to FOH truss

* There are CAT lines from FOH position A and B to stage when FOH is on the main floor.

FIXTURES

FOH Truss

(6) Showline SL Beam 300 FX

Mid Stage Truss

(4) Vari-Lite VL2600 Profile, (4) Showline SL Beam 300 fx, (5) Elation CuePix Blinder WW2, (1) 20" Mirror Ball

Up Stage Truss

(4) Vari-Lite VL2600 Profile, (4) Showline SL Beam 300 fx

Floor Package

(6) Showline SL Beam 300 FX, (8) Elation SixPar 100 RGBAW+UV

(1) Ultratec Radiance Hazer (Located Upstage Right)

(1) Altman Luminator follow spot in house with preferred position being in the lighting booth

*Can rent additional spot light(s) pending budget & show advance.

LIGHTING PLOT

Please see the following pages for the patch sheet and lighting plot.

VIDEO PROJECTION

(2) In-house screens; 1 is installed upstage and is 20' wide by 11.25' tall, Front Projection. The other is installed mid-stage at the Proscenium and is 26' wide by 14' tall, Front Projection.

(2) In-house projectors; the Primary Projector is a Digital Projection E-Vision 10K (graphic standards up to 1920 x 1200 resolution at 60Hz via HDMI, DisplayPort or VGA). The Backup Projector is an EIKI EIP-HDT30 HD Widescreen (full HD 1080p resolution, 8,000 lumens, 7,500:1 contrast ratio). We do have an in house switcher for video control.



LIGHTING PATCH

UPDATED 12.6.22

PRODUCTION MANAGER

Al Parker | al@truewestpresents.com

Fixture Number	Fixture Type	Address		Mode	# Ch.	Location
		U.	#			
101	Vari-Lite VL2600 Profile	3	201	16-bit Enhanced	47	Upstage Truss
102	Vari-Lite VL2600 Profile	3	248	16-bit Enhanced	47	Upstage Truss
103	Vari-Lite VL2600 Profile	3	295	16-bit Enhanced	47	Upstage Truss
104	Vari-Lite VL2600 Profile	3	342	16-bit Enhanced	47	Upstage Truss
105	Vari-Lite VL2600 Profile	2	201	16-bit Enhanced	47	Midstage Truss
106	Vari-Lite VL2600 Profile	2	248	16-bit Enhanced	47	Midstage Truss
107	Vari-Lite VL2600 Profile	2	295	16-bit Enhanced	47	Midstage Truss
108	Vari-Lite VL2600 Profile	2	342	16-bit Enhanced	47	Midstage Truss
201	Showline SL Beam 300 FX	3	1	Pattern	27	Upstage Truss
202	Showline SL Beam 300 FX	3	28	Pattern	27	Upstage Truss
203	Showline SL Beam 300 FX	3	55	Pattern	27	Upstage Truss
204	Showline SL Beam 300 FX	3	82	Pattern	27	Upstage Truss
205	Showline SL Beam 300 FX	2	1	Pattern	27	Midstage Truss
206	Showline SL Beam 300 FX	2	28	Pattern	27	Midstage Truss
207	Showline SL Beam 300 FX	2	55	Pattern	27	Midstage Truss
208	Showline SL Beam 300 FX	2	82	Pattern	27	Midstage Truss
301	Showline SL Beam 300 FX	1	1	Pattern	27	FOH Truss
302	Showline SL Beam 300 FX	1	28	Pattern	27	FOH Truss
303	Showline SL Beam 300 FX	1	55	Pattern	27	FOH Truss
304	Showline SL Beam 300 FX	1	82	Pattern	27	FOH Truss
305	Showline SL Beam 300 FX	1	109	Pattern	27	FOH Truss
306	Showline SL Beam 300 FX	1	136	Pattern	27	FOH Truss
401	Showline SL Beam 300 FX	4	1	Pattern	27	Floor Package
402	Showline SL Beam 300 FX	4	28	Pattern	27	Floor Package
403	Showline SL Beam 300 FX	4	55	Pattern	27	Floor Package
404	Showline SL Beam 300 FX	4	82	Pattern	27	Floor Package
405	Showline SL Beam 300 FX	4	109	Pattern	27	Floor Package
406	Showline SL Beam 300 FX	4	136	Pattern	27	Floor Package
501	Elation Sixpar 100	4	401	12 Channel	12	Stage Right
502	Elation Sixpar 100	4	413	12 Channel	12	Stage Left
503	Elation Sixpar 100	4	425	12 Channel	12	Stage Right
504	Elation Sixpar 100	4	437	12 Channel	12	Stage Left
505	Elation Sixpar 100	4	449	12 Channel	12	Stage Right
506	Elation Sixpar 100	4	461	12 Channel	12	Stage Left
507	Elation Sixpar 100	4	473	12 Channel	12	Stage Right
508	Elation Sixpar 100	4	485	12 Channel	12	Stage Left
601	Elation CuePix Blinder WW2	2	401	4 Channel	4	Midstage Truss
602	Elation CuePix Blinder WW2	2	405	4 Channel	4	Midstage Truss
603	Elation CuePix Blinder WW2	2	409	4 Channel	4	Midstage Truss
604	Elation CuePix Blinder WW2	2	413	4 Channel	4	Midstage Truss
605	Elation CuePix Blinder WW2	2	417	4 Channel	4	Midstage Truss
901	Ultratec Radiance Hazer	2	501	Haze Blower	2	Upstage Right
902	Mirror Ball Motor	2	512	Variable speed / direction	1	Midstage Truss



LIGHT PLOT

UPDATED: 12.7.22

SCALE: 1/4" = 1'-0"

DRAWN BY:

Owen Walz | owenwalz@gmail.com

PRODUCTION MANAGER:

Al Parker | al@truewestpresents.com

KEY



VARI-LITE VL2800 Profile
16-BIT ENHANCED MODE
(47 CHANNELS)



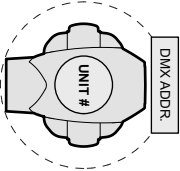
SHOWLINE SL BEAM 300 FX
PATTERN MODE
(27 CHANNELS)



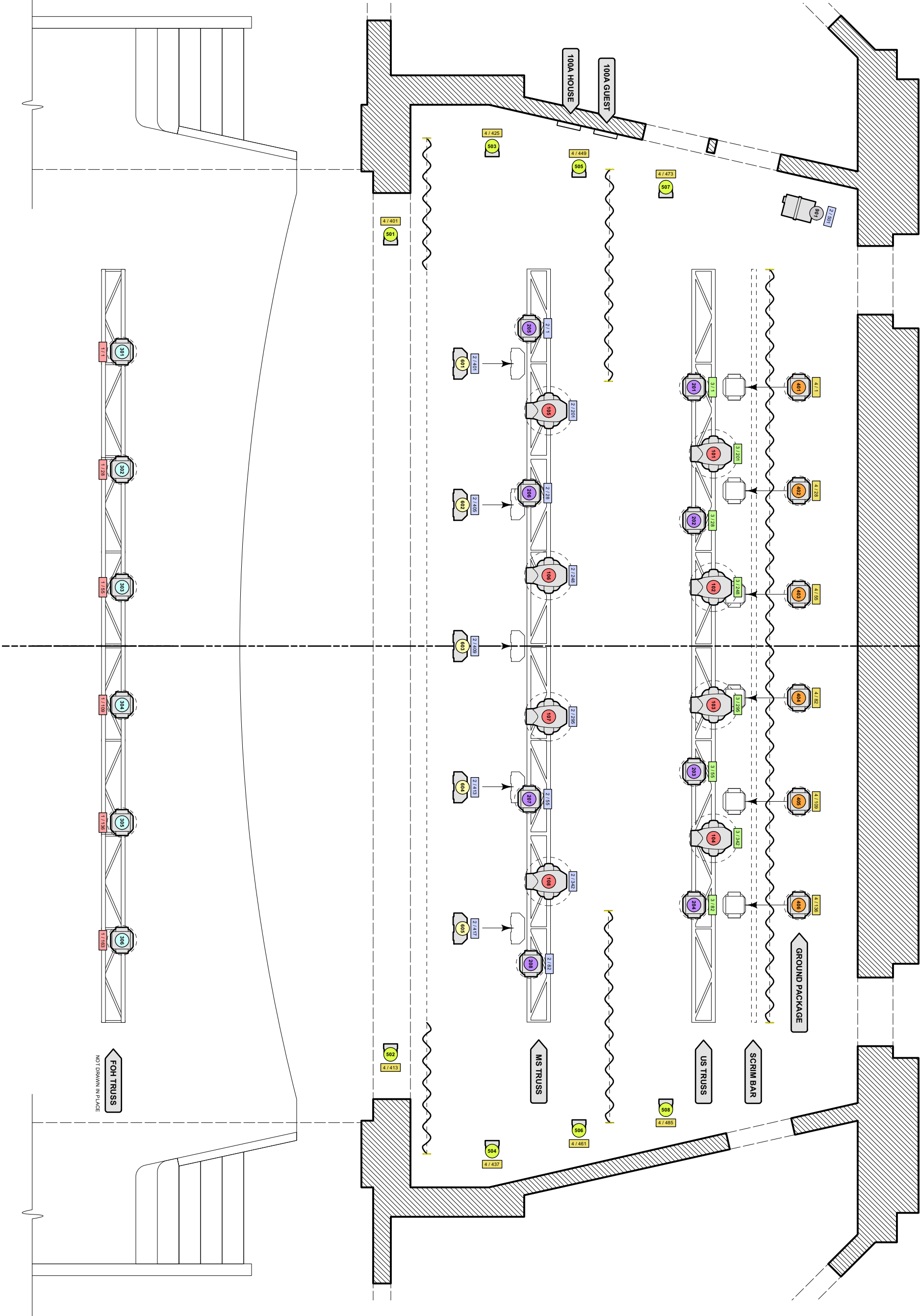
ELATION CUEPIX BLINDER WW
4 CHANNEL MODE



ELATION SIXPAR 100
12 CHANNEL MODE



LEGEND



RESTAURANTS WALKABLE TO REVOLUTION HALL

Show Bar Bar, Delicious Burgers (21+ after 7pm)
Show Bar is located inside the venue building, accessed on the West side.

Sunee's Thai & Lao Kitchen Thai & Lao Food
Located directly across 14th Ave, 1 min walk
1400 SE Stark St, Portland, OR 97214
Ph: (503) 232-3957
Open Monday-Saturday for lunch & dinner, closed weekdays from 330-400pm

Meat Cheese Bread
Breakfast, Sandwiches, & Salads
Located directly across 14th Ave, 1 min walk
1406 SE Stark Ave, Portland, OR 97214
Ph: (503) 234-1700
Open daily from 7am-3pm

Nostrana Italian Dishes & Thin Crust Pizzas
Located 0.2 mi S of the venue, est 3 min walk
1401 SE Morrison St #101, Portland, OR 97214
Ph: (503) 234-2427
Open Mon-Thurs, 5-9pm; Fri & Sat 5-10pm

Zell's Cafe Breakfast & Lunch Comfort Food
Located 0.2 mi S of the venue, est 4 min walk
1300 SE Morrison St, Portland, OR 97214
Ph: (503) 239-0196
Open weekdays 730am-2pm, wknds, 8am-2pm

Sweetpea Baking Co. Vegan bakery & espresso
Located 0.1 mi W of the venue, est. 2 min walk
1205 SE Stark St, Portland, OR 97214
Ph: (503) 477-5916
Open daily, 9am-3pm

Fermenter Vegan restaurant
Located 0.2 mi S of the venue, est. 4 min walk
1403 SE Belmont St, Portland, OR 97214
Open Wed - Fri, 12p-8pm, Sat & Sun 10am-8pm

Danwei Canting Chinese restaurant [dumplings]
803 SE Stark St, Portland, OR 97214
Ph: (503) 236-6050
Hours Mon-Thurs 1130am-9pm; Fri-Sun 9a-10p

CONVENIENCE & GROCERY STORES

Market of Choice Grocery store w/ on-site kitchens w/ prepared food
Located 0.3 miles SE of venue, est 7 min walk
1090 SE Belmont St, Portland, OR 97214 | Ph: (503) 236-6302
Open 7am-9pm Daily

Plaid Pantry closest convenience store
Located 0.2 mi SW of the venue, est 4 min walk
735 SE 12th Ave, Portland, OR 97214
Ph: (503) 235-9214
Open Daily, 24 hrs / day

DISPENSARY

Brothers Cannabis Dispensary
Located 0.2mi S of the venue, est 5 min walk
1328 SE Morrison St, Portland, OR 97214
Ph: (503) 206-4461
Open Mon-Sat, 9am-10pm; Sun, 10am-8pm

MUSIC STORE

Old Town Music
55 SE 11th Ave, Portland, OR 97214
Ph: (503) 295-6808
Open Daily, 11am-600pm

URGENT CARE

ZOOM+Care
2400 E Burnside St, Portland, OR 97214
Ph: (503) 684-8252
Open weekdays, 9am-7pm, wknds 9am-7pm



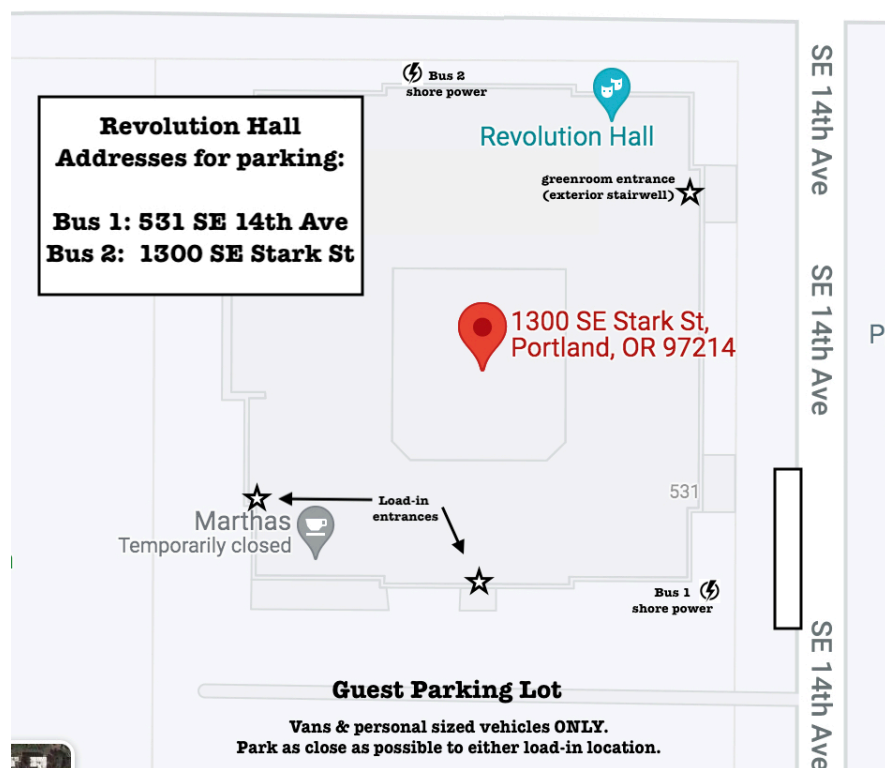
PARKING INFORMATION

531 SE 14th Ave

Portland, OR 97214

Larger vehicles such as buses, vans with trailers, etc., will park curbside along 14th Ave adjacent to barricades with "no parking" permits, attached for your arrival.

Vans without trailers, personal sized vehicles, etc., will park in the small lot accessed off 14th ave labeled, "Guest Parking".



BUS DRIVERS:

- From SE Stark St, you'll turn South and park curbside at: 531 SE 14th Ave.
- Shore power is located approximately 15' from the sidewalk, please look for signage.
- Please, do NOT run your generators. Use the shore power or turn the engine off.
- After you are parked, feel free to use a parking barricade to place behind your trailer to ensure no one parks behind you for load-in.

IF PARKING IN THE GUEST LOT:

- This parking lot is used heavily and is often full during local business office hours. Please let your day of show production contact know if you travel in more than 3 vehicles, or if you hope to park up prior to your load-in time so we can make sure a space is available for your arrival.